

# Ironwood™ SERIES



IWA108 shown

## The Steel and Wood Hybrid Shed.



IWC108 shown





**Affordable** - Get the great look and feel of a wood shed at a more affordable price with this steel and wood panel hybrid shed.

**Strength** - This kit includes a sturdy, galvanized steel frame, roof and doors that set the groundwork for a strong, reliable building.

### Attractive and Versatile -

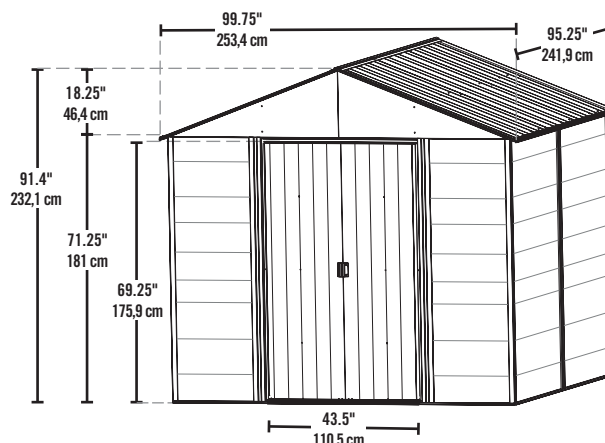
- Choose whatever wood you want to use for the walls of the shed. 3/8" exterior grade wood siding panels recommended (not included).
- Choose your color. Paint or stain the wood to your specifications.
- Choose between Anthracite or Cream colored trim, doors and roof.
- Customize your shed's style by choosing to orient the wood panels vertically or horizontally.



**Practical Storage** - High gable and 6' wall height allows for easy storage of oblong and tall items.

**Durability** - The combined strength of steel and wood offer premium protection to the contents of your shed.

**GALVANIZED STEEL™**



**8 x 8 ft. / 2,4 x 2,4 m**

### Models:

**IWA88**  
Anthracite

**IWC88**  
Cream

### Product Specs:

#### Exterior Dimensions (WxDxH):

99.75 x 95.25 x 91.4 in.  
253,4 x 241,9 x 232,1 cm

#### Interior Dimensions:

94.75 x 90 x 90.1 in.  
240,7 x 228,6 x 228,8 cm

#### Storage Area:

59 sq. ft. / 5,5 sq. m  
399 cu. ft. / 11,3 cu. m

#### Recommended Foundation:

97.5 x 92.75 in.  
247,7 x 235,6 cm

**Weight:** 147 lbs. / 66,8 kg

### Packaging Specs:

#### Carton Dimensions (LxWxD):

74.5 x 34 x 5.1 in.  
189,2 x 86,4 x 13 cm

**Pallet Quantity:** 8 (horizontal)

**40 ft. Container Qty.:** 200

**48 ft. Trailer Qty.:** 256

