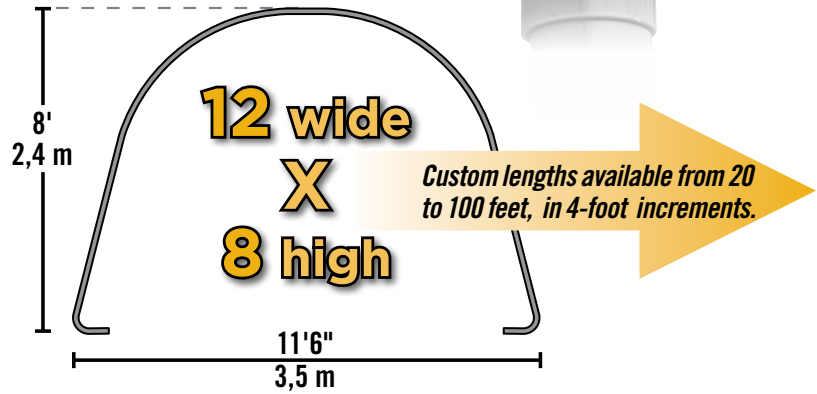


# ShelterCoat™

## Custom Garage Program

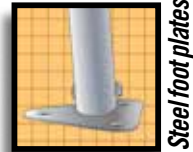


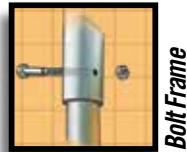
### Build your Own All-Season Shelter

Thousands of options to custom fit your storage needs.



### Strong, Sturdy & Durable

- Patented ShelterLock® frame stabilizers at every rib connection for rock-solid strength.
- Frame constructed of heavy duty 17-gauge steel.
- Premium powder coat finish protects frame from corrosion and rust.
- Ripstop-tough advanced engineered polyethylene fabric cover protects what's within from the elements.
- Seams are heat welded, not stitched; 100% waterproof.
- Ratchet tensioning system and Easy-Slide cover rails keep the cover smooth and taut.



### Options and Specs: 12 x 8 Round

#### Cover Fabrics

<b>Standard Duty:</b> 9 oz./m2 Polyethylene	Green	Gray	White	Translucent	Tan
<b>Heavy Duty:</b> 14.5 oz./m2 PVC*	Hunter Green	White	Tan	Gray	
<b>Ultra Duty:</b> 21.5 oz./m2 PVC*	Hunter Green	White			

\*Fire rated FR fabric CPAI 84 Section 6 and NFPA 701 compliant.

- Frame: 1 5/8" / 42 mm diameter steel pipe.
- Temporary anchors included (additional sold separately).
- 2 double-zippered door end panels.

#### Warranty

<b>Standard Duty</b>	1 year	1 year	3 years Prorated
<b>Heavy Duty</b>	10 years Prorated	3 years Prorated	3 years Prorated
<b>Ultra Duty</b>	15 years Prorated	3 years Prorated	3 years Prorated
	<b>Cover</b>	<b>Back panel/door</b>	<b>Frame</b>

